

**CITY COUNCIL MEETING
MINUTES
Monday, January 9, 2017
7:00 p.m.**

Mayor Bell called the meeting to order at 7:00 p.m. City Administrator, Susan Trout, took roll call with the following members present: Councilman Anzovino-via phone, Councilwoman Lennert, Councilman Vesely and Mayor Bell. City Solicitor, Bernard McArdle, and City Treasurer/Fiscal Director, Kelsye Milliron, were also present. Councilman Finfrock was absent.

*****PLEDGE OF ALLEGIANCE***** Mayor Bell

*****COMMENTS/BUSINESS FROM THE FLOOR***** For the record, no one approached the podium to offer any comments/business from the floor.

*****APPROVAL OF LAST MONTH'S COUNCIL MINUTES***** Councilman Vesely **MOVED** to approve the minutes from last month's Council Meetings, and Councilwoman Lennert **SECONDED**. No discussion. **Unanimously all voted in favor.**

*****APPROVAL OF MONTHLY BILL LIST***** City Treasurer/Fiscal Director, Kelsye Milliron, reviewed the monthly bill list. Councilman Vesely **MOVED** to approve the monthly bill list and pay the bills as the money becomes available, and Councilwoman Lennert **SECONDED**. No discussion. **Unanimously all voted in favor.**

*****REPORTS OF COUNCIL*****

Councilwoman Lennert, "The Recreation Department is accepting registrations for our Winter Baseball Camp. This is for boys and girls in kindergarten through sixth grade. It will be held at Nicely Elementary School on Friday evenings starting February 17th and continuing until March 17th. The fee is \$10 for residents and \$15 for non-residents. Registration deadline is Friday, February 13th. Please contact the Recreation Office at 724-834-4880 for more information. We will also start taking reservations for the pavilions at Mt. Odin and Lynch Field on Tuesday, February 7th, at 8:00 a.m. This will be done on a first-come, first served basis. Pavilions at Mt. Odin are \$175 for residents and \$200 for non-residents. The pavilions at Lynch Field are \$100 for residents and \$125 for non-residents. Payments must be made in full to reserve the pavilion. The Megan Smith pavilion at Mt. Odin will not be available for reservation until May and at that time you can contact the Mt. Odin Pro Shop at 724-834-2640. The Humane Society and the Nevin Arena is having a 'Pucks 'N Paws' fundraiser for the Humane Society on Sunday, January 22nd, at 7:00 p.m. Festivities included are 50/50, basket raffle, Chuck-a-Puck, and a doggie parade on ice. Your furry friend is invited to attend the game with you with a pre-registration fee of \$10. All monies collected go to the Humane Society of Westmoreland County. Contact the arena for registration forms and any questions. This concludes my report. Thank you."

Councilman Anzovino, reported by Mayor Bell, "The Street Department has kept the vacuum unit for leaves in service through the month of December due to the late timing of leaves. Today, Monday, January 9, 2017, we have removed the unit and outfitted the truck for snow removal. Residents are asked to bag any remaining leaves using a brown, bio-degradable bag and call into the Street Department at 724-838-4344 for pickup. They're also in the process of picking up and recycling Christmas trees. Residents are asked to call the Street Department and leave a message telling us the address and location of the tree; whether it's the front or alley of

the property. Pothole patching has been going on weekly. As a reminder, if there's a pothole you know of, please call and report it. And, finally, the winter so far has been good to us. We have only ordered 581.96 tons of salt. The bin is full, and let's hope that the winter stays mild."

Councilman Vesely-See attached Planning and Development Department Report.

Councilman Finrock, reported by City Treasurer/Fiscal Director, Kelsye Milliron-See attached Fiscal Department Report.

*****MAYOR'S REPORT*****

Fire, Planning and Development, and Police Reports. Mayor Bell reviewed the Fire, Planning and Development, and Police Reports. Copies of these reports may be obtained at the respective offices or the City Administration Office.

*****INTRODUCTION OF BILL*****

Bill No. 1-2017 – AN ORDINANCE OF THE CITY OF GREENSBURG, COUNTY OF WESTMORELAND, AMENDING CHAPTER 249 OF ORDINANCE NO. 1647 OF THE CODE OF THE CITY OF GREENSBURG. Mayor Bell, "The purpose of the introduction is to remove from the list of one-way streets, Union Avenue. The street is currently not signed one-way, and, upon review of the street in conjunction with the pending Transit Authority Parking Lot Plan, the designation as one-way is in the Code Book and needs to be removed." Ms. Trout, "It needs corrected."

*****ENACTMENT OF RESOLUTION*****

Resolution No. 1243 - A RESOLUTION OF THE CITY OF GREENSBURG, COUNTY OF WESTMORELAND, COMMONWEALTH OF PENNSYLVANIA, DESIGNATING VOTING DELEGATES TO REPRESENT THE CITY OF GREENSBURG ON THE WESTMORELAND COUNTY TAX COLLECTION COMMITTEE (WCTCC). Mayor Bell, "The enactment of Resolution No. 1243 appoints Susan Trout as the Primary Voting Delegate and Kelsye Milliron as the First Alternate Voting Delegate for the year 2017."

Councilman Vesely **MOVED** to enact Resolution No. 1243, and Councilwoman Lennert **SECONDED**. No discussion. Roll call vote was taken. **All voted unanimously to enact.**

*****COUNCIL APPROVAL*****

- a. **Promotion to Sergeant.** Mayor Bell, "In accordance with the Civil Service Commission's Eligibility List for the Rank of Sergeant dated June 27, 2016, Council approval promotes Shawn Denning to the rank of Sergeant effective Monday, January 9, 2017."
Councilman Vesely **MOVED** to approve the promotion, and Councilwoman Lennert **SECONDED**. No discussion. **All voted unanimously to approve the promotion.**

At this time Mayor Bell administered the Oath of Office to Sergeant Shawn Denning.

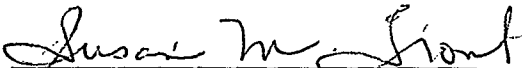
- b. **Resignation from the Civil Service Commission.** Mayor Bell, "Council approval accepts the resignation of Jeffrey Anzovino retroactive to December 12, 2016 upon his appointment to serve on City Council."
Councilwoman Lennert **MOVED** to approve the resignation, and Councilman Vesely **SECONDED**. No discussion. **Councilman Anzovino abstained, and all others voted unanimously to approve the resignation.**
- c. **Appointment to the Civil Service Commission.** Mayor Bell, "Council approval appoints Clyde Snyder to complete the unexpired 4-year term of Councilman Anzovino on the Commission until May 12, 2019."
Councilman Vesely **MOVED** to approve the appointment, and Councilwoman Lennert **SECONDED**. No discussion. **All voted unanimously to approve the appointment.**
- d. **Resignation from the Planning Commission.** Mayor Bell, "Council approval accepts the resignation of Jeffrey Anzovino also retroactive to December 12, 2016 on the Planning Commission."
Councilwoman Lennert **MOVED** to approve the resignation, and Councilman Vesely **SECONDED**. No discussion. **Councilman Anzovino abstained, and all others voted unanimously to approve the resignation.**
- e. **Appointment to the Planning Commission.** Mayor Bell, "Council approval appoints Lisa Marinelli-Metrosky to fill the unexpired 4-year term of Councilman Anzovino on the Commission until August 10, 2018."
Councilman Vesely **MOVED** to approve the appointment, and Councilwoman Lennert **SECONDED**. No discussion. **All voted unanimously to approve the appointment.**
- f. **Reappointment to the Central Westmoreland Council of Governments (CWCOG).** Mayor Bell, "Council approval reappoints Councilman Finfrock as the City's Representative to serve on the CWCOG for a period of one (1) year."
Councilwoman Lennert **MOVED** to approve the reappointment, and Councilman Vesely **SECONDED**. No discussion. **All voted unanimously to approve the reappointment.**
- g. **Reappointment to the Historic and Architectural Review Board (HARB).** Mayor Bell, "Council approval reappoints Barbara Ciampini to a 3-year term on the Board until January 1, 2020."
Councilman Vesely **MOVED** to approve the reappointment, and Councilwoman Lennert **SECONDED**. No discussion. **All voted unanimously to approve the reappointment.**
- h. **Reappointment to the HARB.** Mayor Bell, "Council approval reappoints Steve Gifford to the HARB for another 3-year term until January 1, 2020."
Councilman Vesely **MOVED** to approve the reappointment, and Councilwoman Lennert **SECONDED**. No discussion. **All voted unanimously to approve the reappointment.**
- i. **Reappointment to the Zoning Hearing Board.** Mayor Bell, "Council approval reappoints Charlotte Kuhns to the Board for another 3-year term until December 31, 2019."
Councilman Vesely **MOVED** to approve the reappointment, and Councilwoman Lennert **SECONDED**. No discussion. **All voted unanimously to approve the reappointment.**

- j. **Appointment to the Recreation Board.** Mayor Bell, "Council approval appoints Dave Cook to fill the unexpired term of Joe Williams until September 8, 2017." Councilwoman Lennert **MOVED** to approve the appointment, and Councilman Vesely **SECONDED**. No discussion. **All voted unanimously to approve the appointment.** Ms. Trout and Mayor Bell recognized Dave Cook who was in attendance at the meeting.
- k. **Resignation from the Library Board.** Mayor Bell, "Council approval accepts the resignation of Councilman Finrock from the Board effective January 9, 2017." Councilwoman Lennert **MOVED** to approve the resignation, and Councilman Vesely **SECONDED**. No discussion. **All voted unanimously to approve the resignation.**
- l. **Appointment to the Library Board.** Mayor Bell, "Council approval appoints Kelsye Milliron effective January 9, 2017 to fill the unexpired 3-year term of Councilman Finrock on the Board until December 31, 2018." Councilman Vesely **MOVED** to approve the appointment, and Councilwoman Lennert **SECONDED**. No discussion. **All voted unanimously to approve the appointment.**
- m. **City Solicitor's Base Pay and Hourly Rate.** Mayor Bell, "Council approval sets an annual base pay of \$27,330 and an hourly rate of \$150 per hour for City Solicitor Bernard T. McArdle for the year 2017 which is the same as it was last year." Councilman Vesely **MOVED** to approve the base pay and hourly rate, and Councilwoman Lennert **SECONDED**. No discussion. **All voted unanimously to approve the base pay and hourly rate.**
- n. **Planning/Zoning and HARB Solicitor's Base Pay and Hourly Rate.** Mayor Bell, "Council approval sets the annual base rate at \$4,000 for Louis B. DeRose to serve as the Solicitor for the Planning Commission and also \$4,000 to serve as the Solicitor for the Zoning and HARB for a total of \$8,000 and an hourly rate of \$125 per hour for the year 2017 which is the same as it was last year." Councilman Vesely **MOVED** to approve the base pay and hourly rate, and Councilwoman Lennert **SECONDED**. No discussion. **All voted unanimously to approve the base pay and hourly rate.**
- o. **Slate of Projects Recommended by the HARB for Issuance of Certificates of Appropriateness.** Mayor Bell, "Council approval is for two properties. *Ray Rua* is the applicant for façade improvements on property he and Debbie Rua own at 249 West Otterman Street in the Gateway/Arts District; and Bob Gonze, of Blue Sky Sign Company, is the applicant for signage for Richard DiMarco d/b/a/ *PA Cannabis Association* located in the Gateway/Downtown District at 14 East Otterman Street on property owned by Douglas Lingsch." Councilman Vesely **MOVED** to approve the slate of projects recommended for issuance of Certificates of Appropriateness, and Councilwoman Lennert **SECONDED**. No discussion. **All voted unanimously to approve the slate of projects.**
- p. **Plan Document and Summary Plan Description for the City of Greensburg Section 125 Premium Only Plan.** Mayor Bell, "In accordance with the Internal Revenue Service Code, Council acceptance of this plan allows pre-tax payments toward health care premiums to be deducted from the employee's paychecks." Councilwoman Lennert **MOVED** to approve the plan, and Councilman Vesely **SECONDED**. No discussion. **All voted unanimously to approve the plan.**

- q. **Reinstatement of the Existing Cafeteria Plan for the Health Care Buyout.** Mayor Bell, "Council approval accepts the reinstatement effective January 9, 2017 to continue indefinitely."
Councilman Vesely **MOVED** to approve the reinstatement, and Councilwoman Lennert **SECONDED**. No discussion. **All voted unanimously to approve the reinstatement.**

*****ADJOURNMENT***** Mayor Bell **MOVED** to adjourn the meeting. **SECONDED:** Councilman Vesely. Unanimously all voted in favor to **adjourn**.

RESPECTFULLY SUBMITTED:


Susan M. Trout, City Administrator

ame

JANUARY BILL LIST - 2017

GENERAL FUND

DEPARTMENT 1	\$	21,289.48
DEPARTMENT 2	\$	97,668.87
DEPARTMENT 3	\$	7,877.47
DEPARTMENT 4	\$	13,427.56
DEPARTMENT 5	\$	10,296.46
TOTAL	\$	150,559.84

POLICE EQUIPMENT FUND	\$	15,710.00
-----------------------	----	-----------

2016 GO NOTE	\$	37,642.13
--------------	----	-----------

PARKING REVENUE FUND	\$	10,128.52
----------------------	----	-----------


SUMMER SOUNDS	\$	500.00
---------------	----	--------

HUTCHINSON PARKING GARAGE FUND	\$	1,050.00
--------------------------------	----	----------

MOTOR TAX	\$	23,983.27
-----------	----	-----------

SUBTOTAL OF ALL OTHER FUNDS	\$	89,013.92
-----------------------------	----	-----------

TOTAL OF GENERAL AND ALL OTHER FUNDS	\$	239,573.76
--------------------------------------	----	------------



CITY OF GREENSBURG

Planning Department

Barbara J. Clappin, Director

City Council Report

9 JANUARY 17

From the Planning & Development Department

Good evening and Happy New Year!

This evening my report is going to be a brief synopsis of the 2016 activities in the Planning & Development Department.

1. We passed two new laws regulating food trucks and electronic messaging centers (EMC) in 2016.
2. We had almost \$8.5 Million in total construction costs, of which approximately \$7.3 Million was for commercial properties.

- \$4M at Excelsa Health buildings and \$1.6 at First Commonwealth Bank buildings and approximately \$475,000 in various downtown businesses with the balance occurring in residential improvements.
3. Forty Four (44) new business occupancies were issued. Greensburg now boasts *Anatolia*, a Turkish cuisine, *Bean & Baguette*, a Greek & American cuisine, *Blue Sky Signs*, *Mike's Framing Shop*, *Bar 9*, *Ruggiero Kitchen & Bath*, *Petit Paris*, *Unity Printing*, *Flat Tire Bike Shop*, *60 Minute Missions*, a brand new location for *Sun Dawg Café*, *Blue Otter, Inc*, a *Subway* in the Courthouse and various other offices and businesses that now operate in the City of Greensburg.
 4. Seton Hill University is about to begin construction on their dining hall addition and also complete the third floor of the Boyle Building on campus.
 5. The first County Land Bank property transferred to Habitat for Humanity at the end of the year.
 6. We are planning for more positive changes for 2017. Stay tuned.

This concludes my report.

CITY OF GREENSBURG
GENERAL FUND REVENUES
FY 2016

REVENUES		BUDGET 2016	BUDGET 2015	OCTOBER 2016	NOVEMBER 2016	DECEMBER 2016	TOTAL 2016	TOTAL 2015	% of Budget	% from 2015
CHARGES FOR SERVICES										
Cable Franchise	285,000.00	285,000.00	73,087.10	0.00	0.00	0.00	292,855.51	284,103.45	103%	100%
Greensburg Recreation	86,280.00	86,790.00	5,115.00	5,075.00	3,400.00	87,572.62	93,858.18	101%	108%	101%
Mt. Odlin Golf Course	345,631.00	355,611.00	12,928.00	6,423.00	1,604.00	353,540.00	362,728.13	102%	102%	102%
Newm Arena Ice Rink	343,880.00	335,505.00	48,183.53	52,279.32	33,661.76	322,807.86	320,008.19	94%	96%	98%
Mt. Odlin - Reservations	16,375.00	14,000.00	0.00	0.00	0.00	14,125.00	13,605.00	77%	97%	97%
Veterans Memorial Pool Revenues	2,500.00	2,500.00	0.00	0.00	0.00	2,500.00	2,600.00	100%	100%	100%
Concession Leases	10,000.00	9,000.00	0.00	0.00	1,800.00	4,350.00	8,125.00	44%	88%	88%
Police Wage Reimbursement	50,000.00	50,000.00	10,019.26	5,389.90	5,674.56	59,829.37	65,008.70	109%	130%	130%
Sanitation Contract	80,000.00	80,000.00	6,667.67	6,667.67	5,674.56	80,012.04	80,012.04	100%	100%	100%
Site Plan and Hearing Fees	20,150.00	19,100.00	3,130.00	1,420.00	1,480.00	26,749.30	25,355.00	133%	133%	133%
Subtotal Charges for Services	1,246,816.00	1,237,506.00	159,130.56	77,264.59	54,093.07	1,244,351.70	1,284,305.29	100%	100%	101%
FINES / FORFEITS										
Len Letter	5,500.00	5,500.00	580.00	400.00	480.00	6,720.00	6,880.00	122%	121%	121%
Police Fines	270,290.00	271,619.00	23,368.17	21,173.47	14,063.96	237,914.01	245,361.45	88%	89%	89%
Clerk of Courts Fines and Restitution	16,000.00	14,000.00	606.68	1,638.66	913.65	18,143.79	18,866.91	113%	135%	135%
Subtotal Fines / Forfeits	291,790.00	291,119.00	24,554.85	23,212.13	15,456.32	262,777.80	270,938.36	90%	93%	93%
INTERGOVERNMENTAL										
Beverage Licenses	8,700.00	8,100.00	8,350.00	0.00	0.00	8,350.00	8,000.00	96%	96%	111%
Miscellaneous Grant Revenue	137,407.00	9,000.00	1,045.00	2,100.00	25,000.00	35,572.00	18,088.17	25%	25%	201%
Foreign Fire Insurance	73,000.00	81,000.00	76,719.39	0.00	0.00	76,719.39	77,280.45	105%	98%	98%
Pension	380,000.00	380,000.00	433,089.97	0.00	0.00	433,089.97	384,361.81	114%	101%	101%
PURA	8,800.00	9,500.00	8,590.96	0.00	0.00	8,590.96	8,809.88	98%	93%	93%
State Police Fines	7,500.00	8,000.00	0.00	0.00	3,651.10	6,332.31	7,270.70	84%	91%	91%
Treasurers Office - County	11,500.00	17,500.00	55.02	25.55	18.12	17,262.07	17,236.21	99%	99%	101%
Treasurers Office - Greensburg Salem	12,000.00	12,000.00	3,000.00	0.00	3,000.00	15,088.73	12,000.00	123%	123%	100%
Parking Revenue Transfer	1,000,000.00	800,000.00	400,000.00	0.00	200,000.00	1,000,000.00	800,000.00	100%	100%	100%
Transfers In	49,410.00	0.00	0.00	0.00	0.00	0.00	4,554.28	0%	0%	0%
Dispatch Fees	16,000.00	15,000.00	0.00	0.00	0.00	16,000.00	15,000.00	100%	100%	100%
Marcellus Shale Impact Fee	30,000.00	30,000.00	0.00	0.00	0.00	19,794.48	28,165.75	65%	65%	94%
Subtotal Intergovernmental	1,740,317.00	1,370,100.00	930,850.34	2,125.55	231,669.22	1,656,749.91	1,382,275.96	94%	94%	101%
INTEREST	0.00	0.00	30.24	38.99	31.32	261.66	0.00	0%	0%	0%
LICENSES/ PERMITS										
Building Permits	30,000.00	60,000.00	7,105.66	3,118.00	7,940	122,896.41	69,095.10	410%	115%	115%
Miscellaneous Licenses	62,470.00	49,345.00	6,483.00	6,309.00	5,630.00	73,992.18	108,293.50	118%	219%	219%
Plumbing Permits	1,400.00	1,400.00	45.00	80.00	0.00	1,064.00	2,015.40	76%	144%	144%
Street Opening	55,000.00	50,000.00	0.00	0.00	900	34,115.11	54,780.00	62%	110%	110%
Subtotal Licenses / Permits	148,870.00	160,745.00	13,633.66	9,507.00	6,444.00	232,067.70	234,184.20	156%	165%	146%
MISCELLANEOUS										
Hospitalization Refunds	20,000.00	15,000.00	28.62	0.00	5,465.02	24,233.77	20,377.79	121%	138%	138%
Other Income/Reimbursements	86,690.00	159,920.00	10,480.79	30,228.56	21,043.06	364,007.32	212,370.47	423%	143%	133%
Other Insurance Refunds	4,000.00	4,000.00	0.00	0.00	0.00	5,780.41	3,592.00	145%	90%	90%
Sale of Property and Equipment	15,000.00	2,000.00	513.00	834.80	6,000.00	26,649.80	9,500.30	178%	475%	475%
Telephone Refund	0.00	5.00	0.00	0.00	0.00	0.00	0.00	0%	0%	0%
Subtotal Miscellaneous	125,090.00	180,925.00	11,022.41	31,063.16	31,508.08	420,671.30	245,840.56	336%	156%	156%
TAXES										
Business Privilege Tax	445,000.00	435,000.00	1,281.42	80,502.98	15,431.01	450,992.20	454,706.18	101%	105%	105%
Current Property Tax	2,081,676.00	1,923,239.60	5,734.95	2,505.04	26,551.32	2,089,647.48	1,935,657.79	101%	101%	101%
Penalties on Real Estate Taxes	7,000.00	5,000.00	573.51	185.50	1,631.16	6,209.47	6,633.75	89%	133%	133%
County Tax Claim Bureau	160,000.00	150,000.00	0.00	0.00	20,200.19	122,500.90	165,677.86	77%	110%	110%
Earned Income Tax (Wage Tax)	3,200,000.00	3,350,000.00	101,360.56	472,193.86	204,408.47	3,180,501.06	3,163,545.17	99%	94%	94%
Local Services Tax (EMS/OPT)	550,000.00	550,000.00	6,741.08	120,458.07	16,011.56	539,215.87	570,127.74	98%	104%	104%
Real Estate Transfer (Deed Transfer)	140,000.00	140,000.00	14,892.40	12,418.50	9,518.99	209,810.33	182,011.88	150%	109%	109%
Subtotal Taxes	6,583,676.00	6,553,239.60	130,583.92	688,264.95	284,567.70	6,599,677.31	6,448,365.88	100%	98%	98%
Tax and Revenue Anticipation Note	0.00	0.00	0.00	0.00	0.00	0.00	0.00	0%	0%	0%
Beginning Balance	1,000,000.00	1,000,000.00	0.00	0.00	0.00	1,000,000.00	1,000,000.00	100%	100%	100%
TOTAL REVENUES	11,136,499.00	10,793,634.60	1,289,805.98	831,476.37	624,769.71	11,395,557.38	10,835,910.25	102%	102%	100%

Are at 102% of budget.
This is 2% higher than
this time last year.

⊕

EXPENSES

Are at 97% of Budget.
This is 1% higher than
this time last year.

⊖

GREENSBURG**Incident Type Report (Summary)****Alarm Date Between {12/01/2016} And {12/31/2016}**

Incident Type	Count	Pct of Incidents	Total Est Loss	Pct of Losses
1 Fire				
1001 Odor of smoke	1	0.52%	\$0	0.00%
111 Building fire	5	2.63%	\$80,000	100.00%
1122 Fires in structures confined to an OVEN	2	1.05%	\$0	0.00%
1123 Fires in structures confined to a MOTOR	1	0.52%	\$0	0.00%
	9	4.73%	\$80,000	100.00%
3 Rescue & Emergency Medical Service Incident				
311 Medical assist, assist EMS crew	13	6.84%	\$0	0.00%
3111 Medical assist, assist EMS crew AED	4	2.10%	\$0	0.00%
3112 Medical assist EMS crew lifting	3	1.57%	\$0	0.00%
3115 Medical assist, assist EMS crew (code 40)	2	1.05%	\$0	0.00%
3116 Medical assist, assist EMS crew Overdose	4	2.10%	\$0	0.00%
322 Motor vehicle accident with injuries	6	3.15%	\$0	0.00%
3221 Vehicle accident no injuries	1	0.52%	\$0	0.00%
3222 Vehicle accident unknown injuries	13	6.84%	\$0	0.00%
324 Motor Vehicle Accident with no injuries	5	2.63%	\$0	0.00%
341 Search for person on land	1	0.52%	\$0	0.00%
353 Removal of victim(s) from stalled elevator	1	0.52%	\$0	0.00%
357 Extrication of victim(s) from machinery	1	0.52%	\$0	0.00%
	54	28.42%	\$0	0.00%
4 Hazardous Condition (No Fire)				
411 Gasoline or other flammable liquid spill	1	0.52%	\$0	0.00%
412 Gas leak (natural gas or LPG)	7	3.68%	\$0	0.00%
424 Carbon monoxide incident	1	0.52%	\$0	0.00%
444 Power line down	1	0.52%	\$0	0.00%
445 Arcing, shorted electrical equipment	2	1.05%	\$0	0.00%
	12	6.31%	\$0	0.00%
5 Service Call				
500 Service Call, other	1	0.52%	\$0	0.00%
522 Water or steam leak	1	0.52%	\$0	0.00%
551 Assist police or other governmental agency	2	1.05%	\$0	0.00%
571 Cover assignment, standby, moveup	1	0.52%	\$0	0.00%
	5	2.63%	\$0	0.00%
6 Good Intent Call				
611 Dispatched & cancelled en route	47	24.73%	\$0	0.00%

GREENSBURG**Incident Type Report (Summary)****Alarm Date Between {12/01/2016} And {12/31/2016}**

Incident Type	Count	Pct of Incidents	Total Est Loss	Pct of Losses
	47	24.73%	\$0	0.00%
7 False Alarm & False Call				
730 System malfunction, Other	1	0.52%	\$0	0.00%
733 Smoke detector activation due to malfunction	1	0.52%	\$0	0.00%
735 Alarm system sounded due to malfunction	5	2.63%	\$0	0.00%
740 Unintentional transmission of alarm, Other	12	6.31%	\$0	0.00%
7431 Smoke detector activation, no fire - dust	2	1.05%	\$0	0.00%
7433 Smoke detector activation, no fire - shower	2	1.05%	\$0	0.00%
7435 Smoke detector activation, no fire - smoking	2	1.05%	\$0	0.00%
7436 Smoke detector activation, no fire - candle	1	0.52%	\$0	0.00%
7437 Smoke detector activation, no fire - water	1	0.52%	\$0	0.00%
7441 Detector activation, no fire - Burned food	22	11.57%	\$0	0.00%
746 Carbon monoxide detector activation, no CO	3	1.57%	\$0	0.00%
	52	27.36%	\$0	0.00%
8 Severe Weather & Natural Disaster				
812 Flood assessment	11	5.78%	\$0	0.00%
	11	5.78%	\$0	0.00%

Total Incident Count: 190**Total Est Loss:****\$80,000**

GREENSBURG

Incident Type Report (Summary)

Alarm Date Between {01/01/2016} And {12/31/2016}

Incident Type	Count	Pct of Incidents	Total Est Loss	Pct of Losses
1 Fire				
100 Fire, Other	5	0.24%	\$0	0.00%
1001 Odor of smoke	14	0.67%	\$0	0.00%
111 Building fire	54	2.59%	\$90,500	100.00%
112 Fires in structure other than in a building	1	0.04%	\$0	0.00%
1121 Fires in structures confined to a DRYER	1	0.04%	\$0	0.00%
1122 Fires in structures confined to an OVEN	4	0.19%	\$0	0.00%
1123 Fires in structures confined to a MOTOR	5	0.24%	\$0	0.00%
1124 Fires in structures confined to an ELECTRICAL	9	0.43%	\$0	0.00%
113 Cooking fire, confined to container	2	0.09%	\$0	0.00%
114 Chimney or flue fire, confined to chimney or flue	1	0.04%	\$0	0.00%
115 Incinerator overload or malfunction, fire	1	0.04%	\$0	0.00%
118 Trash or rubbish fire, contained	2	0.09%	\$0	0.00%
121 Fire in mobile home used as fixed residence	1	0.04%	\$0	0.00%
130 Mobile property (vehicle) fire, Other	1	0.04%	\$0	0.00%
131 Passenger vehicle fire	9	0.43%	\$0	0.00%
132 Road freight or transport vehicle fire	1	0.04%	\$0	0.00%
140 Natural vegetation fire, Other	1	0.04%	\$0	0.00%
142 Brush or brush-and-grass mixture fire	10	0.48%	\$0	0.00%
143 Grass fire	2	0.09%	\$0	0.00%
150 Outside rubbish fire, Other	2	0.09%	\$0	0.00%
151 Outside rubbish, trash or waste fire	3	0.14%	\$0	0.00%
154 Dumpster or other outside trash receptacle fire	4	0.19%	\$0	0.00%
160 Special outside fire, Other	2	0.09%	\$0	0.00%
163 Outside gas or vapor combustion explosion	1	0.04%	\$0	0.00%
173 Cultivated trees or nursery stock fire	1	0.04%	\$0	0.00%
	137	6.59%	\$90,500	100.00%
2 Overpressure Rupture, Explosion, Overheat(no fire)				
221 Overpressure rupture of air or gas pipe/pipeline	1	0.04%	\$0	0.00%
	1	0.04%	\$0	0.00%
3 Rescue & Emergency Medical Service Incident				
300 Rescue, EMS incident, other	1	0.04%	\$0	0.00%
311 Medical assist, assist EMS crew	199	9.58%	\$0	0.00%
3111 Medical assist, assist EMS crew AED	15	0.72%	\$0	0.00%
3112 Medical assist EMS crew lifting	24	1.15%	\$0	0.00%
3115 Medical assist, assist EMS crew (code 40)	2	0.09%	\$0	0.00%
3116 Medical assist, assist EMS crew Overdose	17	0.81%	\$0	0.00%
321 EMS call, excluding vehicle accident with injury	1	0.04%	\$0	0.00%
322 Motor vehicle accident with injuries	66	3.17%	\$0	0.00%

GREENSBURG

Incident Type Report (Summary)

Alarm Date Between {01/01/2016} And {12/31/2016}

Incident Type	Count	Pct of Incidents	Total Est Loss	Pct of Losses
3 Rescue & Emergency Medical Service Incident				
3221 Vehicle accident no injuries	2	0.09%	\$0	0.00%
3222 Vehicle accident unknown injuries	90	4.33%	\$0	0.00%
323 Motor vehicle/pedestrian accident (MV Ped)	6	0.28%	\$0	0.00%
3231 Motor vehicle/motorcycle accident	4	0.19%	\$0	0.00%
324 Motor Vehicle Accident with no injuries	57	2.74%	\$0	0.00%
340 Search for lost person, other	1	0.04%	\$0	0.00%
341 Search for person on land	7	0.33%	\$0	0.00%
350 Extrication, rescue, Other	5	0.24%	\$0	0.00%
351 Extrication of victim(s) from building/structure	2	0.09%	\$0	0.00%
353 Removal of victim(s) from stalled elevator	4	0.19%	\$0	0.00%
357 Extrication of victim(s) from machinery	1	0.04%	\$0	0.00%
363 Swift water rescue	1	0.04%	\$0	0.00%
	505	24.31%	\$0	0.00%
4 Hazardous Condition (No Fire)				
400 Hazardous condition, Other	1	0.04%	\$0	0.00%
410 Combustible/flammable gas/liquid condition, other	1	0.04%	\$0	0.00%
411 Gasoline or other flammable liquid spill	9	0.43%	\$0	0.00%
412 Gas leak (natural gas or LPG)	27	1.30%	\$0	0.00%
420 Toxic condition, Other	1	0.04%	\$0	0.00%
421 Chemical hazard (no spill or leak)	1	0.04%	\$0	0.00%
422 Chemical spill or leak	1	0.04%	\$0	0.00%
424 Carbon monoxide incident	4	0.19%	\$0	0.00%
440 Electrical wiring/equipment problem, Other	2	0.09%	\$0	0.00%
444 Power line down	21	1.01%	\$0	0.00%
445 Arcing, shorted electrical equipment	10	0.48%	\$0	0.00%
	78	3.75%	\$0	0.00%
5 Service Call				
500 Service Call, other	5	0.24%	\$0	0.00%
510 Person in distress, Other	1	0.04%	\$0	0.00%
511 Lock-out	4	0.19%	\$0	0.00%
521 Water evacuation	2	0.09%	\$0	0.00%
522 Water or steam leak	2	0.09%	\$0	0.00%
531 Smoke or odor removal	2	0.09%	\$0	0.00%
5311 Smoke or odor investigation	12	0.57%	\$0	0.00%
542 Animal rescue	1	0.04%	\$0	0.00%
550 Public service assistance, Other	8	0.38%	\$0	0.00%
5501 Public service assistance, tree down	16	0.77%	\$0	0.00%
551 Assist police or other governmental agency	23	1.10%	\$0	0.00%

GREENSBURG

Incident Type Report (Summary)

Alarm Date Between {01/01/2016} And {12/31/2016}

Incident Type	Count	Pct of Incidents	Total Est Loss	Pct of Losses
5 Service Call				
553 Public service	2	0.09%	\$0	0.00%
555 Defective elevator, no occupants	1	0.04%	\$0	0.00%
571 Cover assignment, standby, moveup	4	0.19%	\$0	0.00%
	83	3.99%	\$0	0.00%
6 Good Intent Call				
600 Good intent call, Other	5	0.24%	\$0	0.00%
611 Dispatched & cancelled en route	395	19.01%	\$0	0.00%
621 Wrong location	1	0.04%	\$0	0.00%
631 Authorized controlled burning	1	0.04%	\$0	0.00%
651 Smoke scare, odor of smoke	2	0.09%	\$0	0.00%
652 Steam, vapor, fog or dust thought to be smoke	4	0.19%	\$0	0.00%
	408	19.64%	\$0	0.00%
7 False Alarm & False Call				
700 False alarm or false call, Other	10	0.48%	\$0	0.00%
710 Malicious, mischievous false call, Other	1	0.04%	\$0	0.00%
715 Local alarm system, malicious false alarm	1	0.04%	\$0	0.00%
7151 Local alarm system, malicious false small child	10	0.48%	\$0	0.00%
730 System malfunction, Other	1	0.04%	\$0	0.00%
733 Smoke detector activation due to malfunction	11	0.52%	\$0	0.00%
735 Alarm system sounded due to malfunction	37	1.78%	\$0	0.00%
740 Unintentional transmission of alarm, Other	295	14.20%	\$0	0.00%
7402 Unintentional transmission of alarm, Alarm	7	0.33%	\$0	0.00%
7403 Unintentional transmission of alarm, During	1	0.04%	\$0	0.00%
7405 Unintentional transmission of alarm, Sprinkler	1	0.04%	\$0	0.00%
743 Smoke detector activation, no fire -	11	0.52%	\$0	0.00%
7431 Smoke detector activation, no fire - dust	52	2.50%	\$0	0.00%
7432 Smoke detector activation, no fire - smoke	1	0.04%	\$0	0.00%
7433 Smoke detector activation, no fire - shower	20	0.96%	\$0	0.00%
7434 Smoke detector activation, no fire - incense	5	0.24%	\$0	0.00%
7435 Smoke detector activation, no fire - smoking	14	0.67%	\$0	0.00%
7436 Smoke detector activation, no fire - candle	5	0.24%	\$0	0.00%
7437 Smoke detector activation, no fire - water	1	0.04%	\$0	0.00%
744 Detector activation, no fire - unintentional	4	0.19%	\$0	0.00%
7441 Detector activation, no fire - Burned food	307	14.78%	\$0	0.00%
745 Alarm system activation, no fire - unintentional	4	0.19%	\$0	0.00%
7451 Pull station pulled - unintentional	5	0.24%	\$0	0.00%
7452 Pull station bumped/struck - unintentional	1	0.04%	\$0	0.00%
746 Carbon monoxide detector activation, no CO	8	0.38%	\$0	0.00%

GREENSBURG

Incident Type Report (Summary)

Alarm Date Between {01/01/2016} And {12/31/2016}

Incident Type	Count	Pct of Incidents	Total Est Loss	Pct of Losses
	813	39.14%	\$0	0.00%
8 Severe Weather & Natural Disaster				
812 Flood assessment	38	1.82%	\$0	0.00%
814 Lightning strike (no fire)	1	0.04%	\$0	0.00%
	39	1.87%	\$0	0.00%
9 Special Incident Type				
900 Special type of incident, Other	13	0.62%	\$0	0.00%
	13	0.62%	\$0	0.00%

Total Incident Count: 2077

Total Est Loss:

\$90,500

City of Greensburg
PLANNING AND DEVELOPMENT MONTHLY REPORT FOR DECEMBER 2016

<u>Fund</u>	<u>Type</u>	<u>Description</u>	<u>Amount</u>	<u>Quantity</u>	<u>2015</u>	<u>Quantity</u>
General	Permits/Licenses	UCC City Permits			\$100.00	1
		Fire Code Permits	\$135.00	3	\$135.00	3
		Health Licenses	\$360.00	6	\$300.00	5
		Fines / Miscellaneous Permits			\$10.00	1
		Plumbing Permits			\$70.00	1
		Sign Permits	\$255.00	5	\$25.00	1
		Land Operation Permits				
		Property Maintenance Appeals				
		Compliance Permits			\$195.00	3
		Demolition Permits	\$160.00	2	\$4,519.00	4
		Sidewalk Permits	\$100.00	4	\$100.00	4
		UCC State Permit Fees	\$20.00	5	\$12.00	3
		Code.sys Permit Fees	\$724.00	5	\$1,194.00	3
		Parking Lot Permits				
		Occupancy Permits	\$4,600.00	23	\$3,000.00	15
	Planning & Development	Zoning Hearing Fees				
		Zoning Classifications	\$1,305.00	31	\$2,377.00	44
		Site Plan / Land Development				
		Subdivisions				
		Public/ Planning Hearing Fees				
		Harb Sign Review	\$125.00	3	\$100.00	4
		HARB Façade Review	\$50.00	1	\$50.00	1
		HARB New Development Review				
	Special Fund	Compliance Bonds	\$474.00	1	\$4,236.00	5
		TOTAL	\$8,308.00	89	\$16,423.00	98
		TOTAL	\$8,308.00	TOTAL 2015		\$16,423.00
		TOTAL TO DATE	\$297,060.90	TOTAL TO DATE 2015		\$444,734.50

Signature _____

Date 1/4/2017



City of Greensburg Police Department
416 South Main St.
Greensburg, Pa. 15601



Press Release

FOR IMMEDIATE RELEASE

Contact: Chad Zucco, Police Chief
Greensburg Police Department
416 South Main Street
Greensburg, PA 15601
(724) 838-4312
(724) 830-4666
Email CZucco@greensburgpa.org

Activity Report for the Month of December 2016

<i>Type of Incident</i>	<i>Totals</i>
Criminal Arrests	Adult -149 Juvenile- 7 Total = 156 Drug=33
Traffic citations	Moving -187 Parking -99 Total = 286
Accident Investigations	47
DUI Arrests	9
Total Incidents Investigated	873
Total Dispatching	3845 Calls received for service 719 Citizens served in person
Truck Inspection Detail	There were 0 trucks stopped. There were 0 trucks inspected. There was 0 truck shut down. There were 0 citations issued.

Greensburg Police Department - Comparison of Police and Financial Activities for December 2016

Police Activities	Last year	Previous Month	Current Month	Previous Month Year to Date	Total to Date 2015	Total to Date 2016
Total Incidents Investigated	866	848	873	9,535	10,536	10,408
Adult Criminal Arrests	109	234	149	1,883	1,900	2,032
Juvenile Criminal Arrests	5	12	7	127	141	134
Total Criminal Arrests	114	246	156	1,992	2,041	2,166
Motor Vehicle Violations (Moving)	121	214	187	1,687	1,239	1,874
Motor Vehicle Violations (Parking)	185	1,013	99	11,321	2,568	11,420
Total Motor Vehicle Violations	306	1,227	286	13,008	3,807	13,294
Recovered Property	\$1,374.18	\$124.99	\$579.00	\$16,094.13	\$32,346.42	\$16,673.13
Total Traffic Accident-Fatalities	0	0	0	0	1	0
Total Traffic Accident-Injuries	10	1	1	24	58	25
Total Traffic Accidents	51	45	47	232	476	279
Tickets Issued	1,064		531	1,014	18,771	1,572
Tickets Courtesied	46	248	35	657	792	657
Meters Reported Out of Order	78	79	31	766	1,066	797
Parking Meter Fines	\$4,221.00	\$3,880.00	\$1,992.00	\$57,627.00	\$63,057.25	\$59,619.00
Other Parking Fines	\$5,470.00	\$7,305.00	\$4,135.00	\$74,277.00	\$83,260.00	\$78,412.00
Magistrate's Fines	\$5,392.00	\$5,421.47	\$7,168.96	\$70,272.59	\$77,967.54	\$77,441.55
Sub-Total Local Fines	\$15,083.76	\$11,185.47	\$13,295.96	\$202,176.59	\$224,284.79	\$215,472.55
Xerox Copy Fees	\$402.00	\$567.00	\$378.00	\$5,240.50	\$6,333.00	\$5,618.50
Boot Fees	\$100.00	\$0.00	\$0.00	\$400.00	\$400.00	\$400.00
Fingerprint Fees	\$165.00	\$320.00	\$220.00	\$3,730.00	\$3,880.00	\$3,950.00
Record Check	\$130.00	\$180.00	\$170.00	\$1,440.00	\$1,930.00	\$1,610.00
Witness Fees	\$0.00	\$0.00	\$0.00	\$40.00	\$75.00	\$40.00
Dispatching Fees	\$0.00	\$0.00	\$0.00	\$16,000.00	\$0.00	\$16,000.00
Police/School Guard Reimbursements	\$3,731.06	\$5,399.60	\$5,679.64	\$54,148.86	\$65,109.70	\$59,828.50
Miscellaneous General Fund Income	\$16.00	\$0.00	\$0.00	\$3,922.96	\$152.00	\$3,922.96
Clerk of Courts - Fines & Restitution	\$1,104.53	\$1,638.66	\$912.36	\$3,731.43	\$1,922.16	\$4,643.79
Booking Center Fees	\$3,500.00	\$3,500.00	\$0.00	\$6,900.00	\$0.00	\$6,900.00
Soliciting Permit Fees	\$20.00	\$20.00	\$0.00	\$1,110.00	\$290.00	\$1,110.00
Alarm Fees	\$0.00	\$25.00	\$0.00	\$670.00	\$100.00	\$670.00
Amusement License Fees	\$0.00	\$0.00	\$0.00	\$11,200.00	\$9,500.00	\$11,200.00
Miscellaneous PD Equipment Income	\$0.00	\$100.00	\$0.00	\$4,300.00	\$0.00	\$4,300.00
Meter Rental Fees	\$1,317.00	\$569.00	\$568.00	\$12,631.00	\$12,258.00	\$13,199.00
Permit Parking Fees	\$60.00	\$48.00	\$9.00	\$692.00	\$702.00	\$701.00
Sub-Total Local Fees/Court Fines	\$10,545.59	\$12,367.26	\$7,937.00	\$126,156.75	\$168,100.11	\$134,093.75
Total Money Collected	\$25,629.35	\$23,552.73	\$21,232.96	\$336,383.04	\$392,384.90	\$349,565.55

To:
From:
Re:

Mayor Robert L Bell
Chief Chad Zucco
Comparison of Police and Financial Activities for December 2016

Amusement License:
Booted Vehicles:
Warrants Served:
Moving Citations:
DUI arrests
Drug Arrests

No licenses were issued
0 vehicle was booted
4 warrants were served
187 citations were issued
9 arrests
33 arrests

Dispatching

3845 calls received for service
719 citizens served in person
4564

Dispatching Total


Truck Details: Level 1

Trucks Stopped: 0
Trucks Inspected: 0
Trucks Shut Down: 0
Citations Issued: 0

Truck Details: Level 3

Trucks Stopped: 0
Trucks Inspected: 0
Trucks Shut Down: 0
Citations Issued: 0

CZ/kb


Chief Chad Zucco
Greensburg Police Department